



Soft Sauda

Complete canvassing accounting

Online ERP



Soft Solutions

Solutions at your fingers

Highlights

1. Online ERP – Exclusive developed online ERP for Canvassing Agents –
Covering – Local [Parchun] Business, Domestice Canvassing Inter-State
Deal, Export Deals.
2. Multi company option users can have multiple companies to divide
brokerage as per requirements.
3. Multi User security – Rights can be allotted individual user wise to show
limited options to every user
4. User Friendly and Mobile compatible
5. Online integration of SMS share Documents print copy on mobile also.
6. Mobile App Developed for Buyers / Sellers / and for Owners to easily have
access on mobile also.
7. Excel / PDF integration to have exportable reports
8. Pendency of integrated transactions as
 - a. Pending Delivery
 - b. Pending Payment Outstanding
 - c. Pending Brokerage Bill Generations
9. Even on online environment is kept as Windows to make user friendly
entries.
10. And being online it is anywhere access.

Introduction

- **Master Creation**

- This will include all the information regarding buyers, seller, buyer broker, seller broker with their addresses, godown information, bank details, accounting balances etc.

- **Product Creation**

- Into this user inputs product name, product group, packing details with brokerage rates percentage wise, pack wise, qtl / ton wise, or Fix Brokerage

- **Contract Form**

- This is the first Entry for m for the user in which will contain buyer name, seller name, buyer broker, Seller Broker, Product details, Packing details, delivery conditions, payment conditions, product specifications

- **Delivery Form**

- This is actually seller bill entry module but this will cross contract against which contract it is delivered, so that pending delivery information can be generated.

- **Payment Entry**

- This module will be used only in case to keep payment information of buyers and sellers, with this entry software will also able to generate payment outstanding, and interest calculation for delayed payments.

- **Deal Entry**

- This is a unique feature which we have addressed for only apmc market local dalal's who just enter buyer wise purchase entry and generates brokerage.

- **Brokerage Bill Generation**

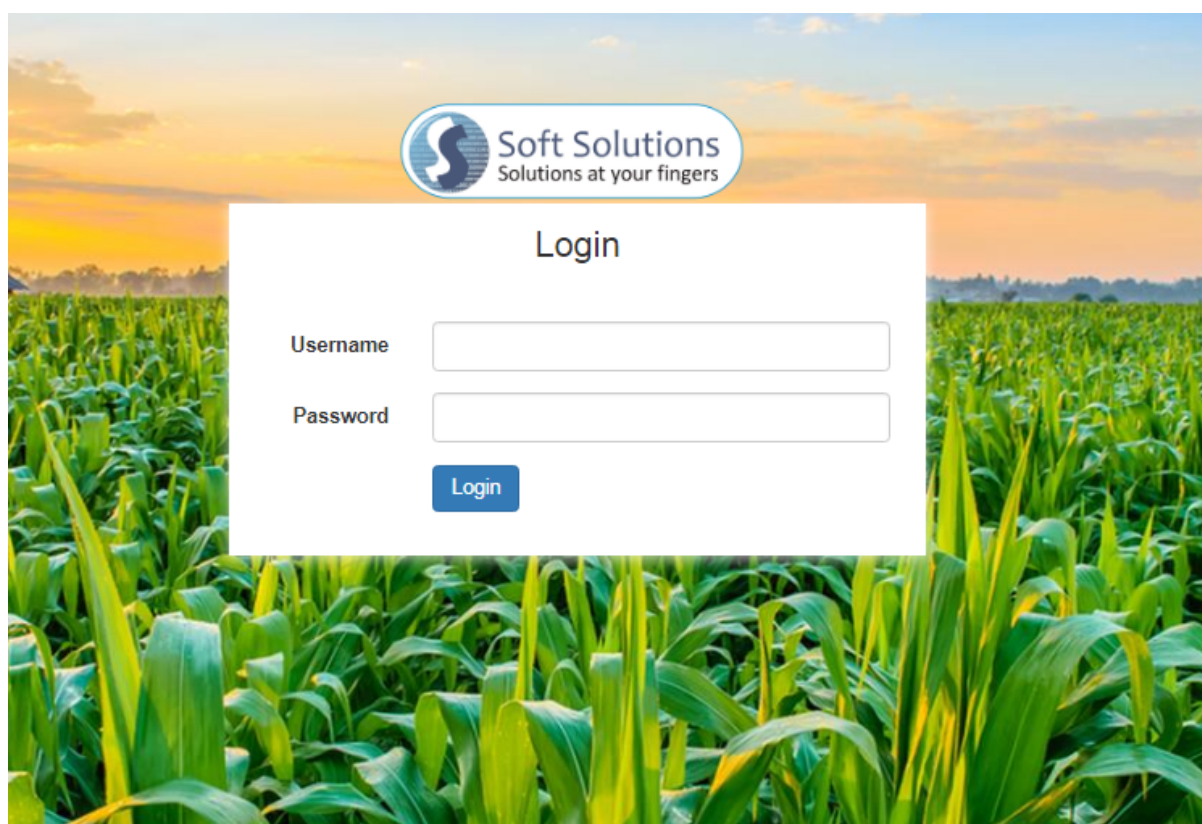
- Bill will be generated automatically on the basis of contract form, delivery form, or local dalali and even while generation we have given certain other features like brokerage rate change option, distributing in companies etc.

Detailed Entry Process:

Step1:-

Login Page

This is the first screen your have of software start where you have to enter user name and login. After pressing ok button you will enter the software and company selection window will come.




Step2:-

Company Selection

Here all your companies along with their financial years will be listed. You have to press enter onto the desired company selection.

Select Company

Company	Start Date	End Date	Enter
DEMO	01/04/2018	01/03/2019	Click Here

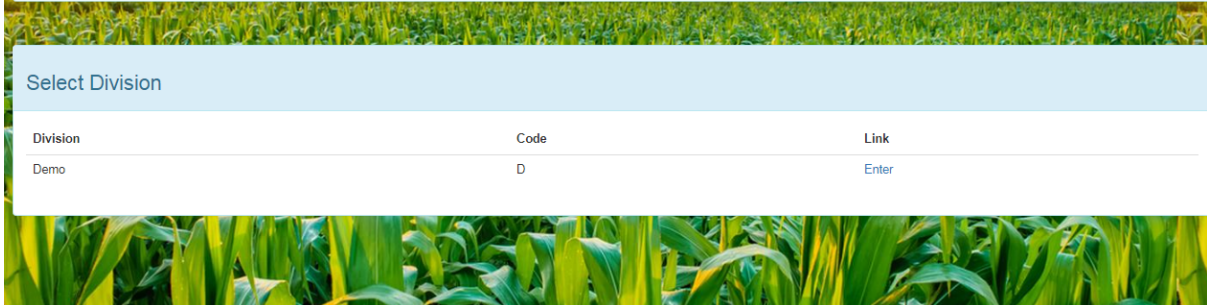


Select Company

Company	Start Date	End Date	Enter
DEMO	01/04/2018	01/03/2019	Click Here

Select Division

Division	Code	Link
Demo	D	Enter



Step3:-

Party Master

Party master will involve every thing related to your parties may be Buyer, Buyer Broker, Seller, Seller Broker it can be of any type. This entry will involve all the information of the party including office address, godown address, courier address, bank and other details with it is accounting opening balance also.

Add Party Masters

Party Type *	<input checked="" type="radio"/> Buyer <input type="radio"/> Seller <input type="radio"/> Buyer Broker <input type="radio"/> Seller Broker		
Party Name *	<div>Party Name</div> <div>This field is required.</div>	Address 1	Address 1
Address 2	Address 2	Area Name	Area Name
City Name *	Please select city	State Name *	Please select state
Pin Code	Pin Code	Credit Limit	Credit Limit
PAN	PAN Number	GSTIN	GSTIN
Phone(Off..)	Phone (Office)	Phone(Resi.)	Phone(Resi.)
FSSAI	FSSAI	FAX	Fax
Mobile sms	Mobile No.(sms)	Mobile No.	Mobile No
Mobile Username	123456	Mobile Password	*
Proprietor	RAM	Group	primary
Category	Select...	Remark	Remark
Envelope/Working	<input checked="" type="checkbox"/> Working <input checked="" type="checkbox"/> Envelope		

Bank Accounts

Bank Name	Please Select Bank	IFSC Code	IFSC Code
Account No	Account No	Branch Name	Branch

Contact Details

Contact	Contact	Mobile	Mobile
Email	Email	Document	Please Select Document

Submit

Cancel

Master List Transactions Utilities Billing Screening Reporting User Rights 7 3 3 123456

DEMO -D- 01/04/2018 - 01/03/2019 123456 Home • Party List

Party List Actions + Add Party

Excel PDF Print Show 10 entries Search:

		Search Party Name	Search Address	Search Area Name	Search City Name	Search Pin-Code	Search
	Sno.	Party Name	Address	Area Name	City Name	Pin-Code	Cr
	1	Ramesh Chandra ji Agrawal			Indore		
	2	Suresh ji agrawal			Bhopal		
	3	ram ji			Abhona		
	4	SIDDHI VINAYAK TRADERS			Dindori		
	5	prabla			Ainapur		
	6	naendra ji			Adiperanda		
	7	naresh ji			Banuhalli		

Step4:-

Product Master

This is also one of the important entry module, in which we enter product details, brokerage setup which is again percentage wise, qty wise, weight wise or fixed. This also include specification details if you require basically it is required for import or export brokers.

Master List Transactions Utilities Billing Screening Reporting User Rights 7 3 3 123456

DEMO -D- 01/04/2018 - 01/03/2019 123456 Home • Party List

Product Master List + Add Product

Product Code: 7 Product Name: Product Name

Short Name: Short Name HSN Code: HSN Code

Item Group: AATA Item Unit: Bori

Pack Size in(kg)	Katta/Bori/Box	Brok Rate (Seller)	Brok Rate Type (Seller)	Brok Rate (Buyer)	Brok Rate Type (Buyer)	Delete
Packing	Katta	Brokerage Rate(Seller)	%	Brokerage Rate (Buyer)	%	

+

Submit Cancel

Master List Transactions Utilities Billing Screening Reporting User Rights 7 3 3 123456

DEMO -D- 01/04/2018 - 01/03/2019 123456 Home • Party List

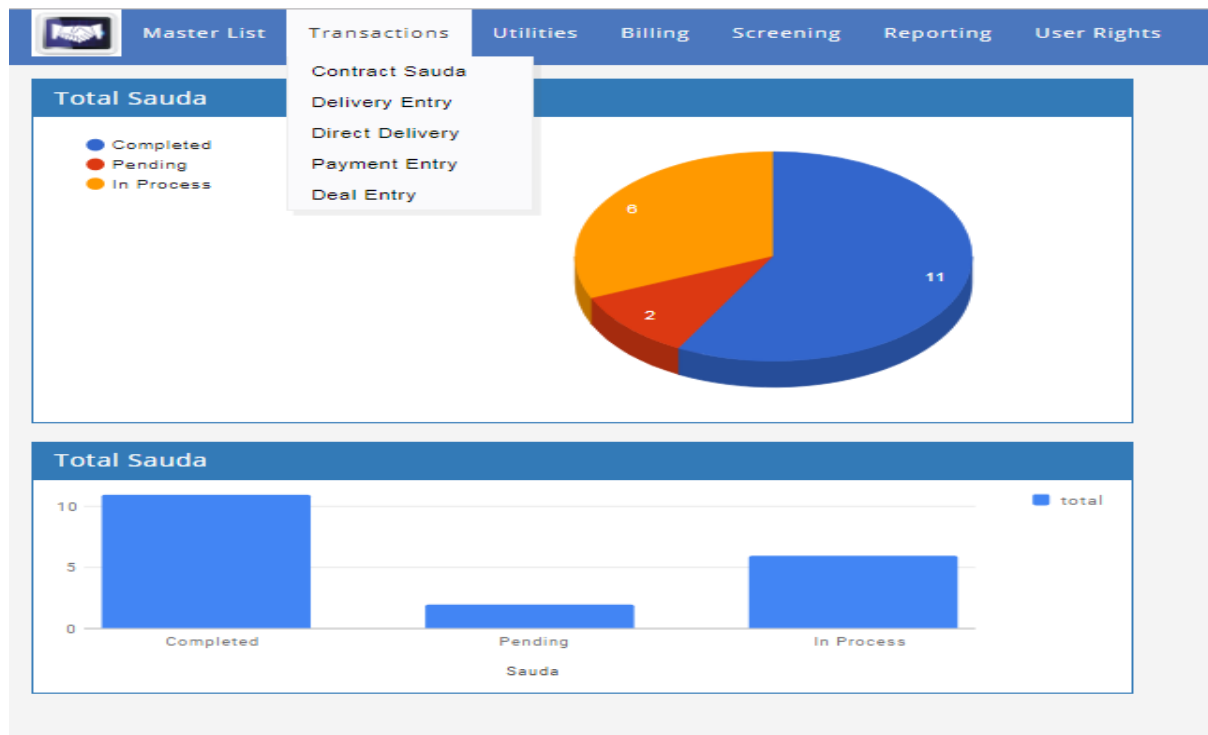
Product Master List + Add Product Master

Excel PDF Print Show 10 entries Search:

Search Sno.	Search Product Code	Search Product Name	Search Short Name	Search HSN Code	Search Item Group	Search Item Unit	
Sno.	Product Code	Product Name	Short Name	HSN Code	Item Group	Item Unit	Act
1	6	POHA 1 NAYLON	p		AATA	KG	Ac

Showing 1 to 1 of 1 entries Previous 1 Next

Step5:-



Contract Form

This is the first Entry for m for the user in which will contain buyer name, seller name, buyer broker, Seller Broker, Product details, Packing details, delivery conditions, payment conditions, product specifications. After entering contract form you can take print out of contract and send to respective parties as a written confirmation of contract with all the terms and conditions.

The screenshot shows the 'Contract Sauda' form. It includes fields for Sauda Number (SD 7), Sauda Date (16/03/2019), Seller, Seller Broker, Buyer, Buyer Broker, P.O Number, Buy Warehouse, and Remarks. There are also dropdown menus for 'Please select Party' and 'Please select Party'. Below the form fields is a table with columns: Product, Brand, Bag, Pack, Unit, Wght, R, R, R, Type, /Tons, Per, Amount, Type, Old/New, IPack, SI Brok Rt, Type, SI Brok, By Brok Rt. The table has a 'Total' row with 'Total B', 'Total tot', and 'Total Amou' buttons. Below the table is an 'Add Product' button. At the bottom, there are buttons for 'Save', 'Save & Delivery', 'Save & Print', 'Save & Message', 'Submit', and 'Cancel'.

Product	Brand	Bag	Pack	Unit	Wght	R	R	R	Type	/Tons	Per	Amount	Type	Old/New	IPack	SI Brok Rt	Type	SI Brok	By Brok Rt
Select F	Select E			KIG					W	Qt	1		Gross	Select...			%		
Total																			

Some of our customers are having requirement to enter Contract with Delivery information so for then we have provided Save and Delivery option into Contract by which you can enter delivery information into contract instead of going to delivery form. After entering this you can get delivery print also which you can give to lorry owner for delivery goods.

Pending Delivery

Bill No: Bill Number Date: 15/03/2019 Motor No: Motor Number

Transport: DDD * Collection: Collection Freight: Freight

Rate: 0 Advance: Advance

Product	Brand	Bag	Pack	Unit	Wght	R	R	R	Type	/Tons	Per	Amount	Type
Select P	Select B		20	KG					W	Qtl	1		Gross
Total		Total B.		Total tot.								Total Amou	

Cancel Save changes

Step6:-

Delivery Form

This entry will be used to enter supplier's bill detail as to confirm the delivery but this entry is totally linked with contract form you have to cross your existing contract with the delivery form. All the delivery information is updated in this form including supplier's bill no, date, truck no. lorry details with freight and other details.

Special Tip – To create delivery you just have to enter qty delivered at this point, no need to enter item, qty , rate etc.

Master List Transactions Utilities Billing Screening Reporting User Rights

DEMO -D- 01/04/2018 - 01/03/2019 123456

Home • Delivery Entry

Delivery Entry

Ref Number: # Deliv. Date:

Buyer: Contact:

Buyer Broker: Contact:

Seller: Contact:

Seller Broker: Contact:

Product	Brand	Bag	Pack	Unit	Weight	Sauda Rt	Seller Rt	Buyer Rt	Rate /Type	Qlt /Tons	Per	Amount	Type	Old/New	IPack	SL Brok Rt	Type	SL Brok	By Brok Rt	Type	By Brok	Delete
Select	Select			K					#	G			Gross	Select			%			%		
Total		Total Bags		Total net weight								Total Amount										

[Add Product](#)

Bill No: Bill Number: Date: Motor No:

Transport: Collection: Freight:

Rate: Advance: Term:

Discount/Credit: Discount: Credit(Days):

Add1: Amount: Less1: Amount:

Add2: Amount: Less2: Amount:

Add3: Amount: Less3: Amount:

Bargain Amt(Calc): Bill Amt(Party Bill):

Other Terms & condition: Remarks:

[Submit](#) [Submit & Print](#) [Submit & Message](#)

[Submit](#) [Cancel](#)

2018 © Softsauda By SoftSolutions

Step7:-

Delivery Without Sauda

Some of our users do not use contract form they just need to punch delivery information. For those kind of users we have prepared this form which includes same delivery information but without contract form. This means now you have to enter only single entry that is Direct Delivery all the information which you were entering in contract form and delivery entry not this is clubbed into this form. Special Tip – Some users use both Delivery and Delivery w/o Sauda effect are some on Outstanding.

Master List Transactions Utilities Billing Screening Reporting User Rights

DEMO -D- 01/04/2018 - 01/03/2019 123456

Home Direct Delivery Entry

Direct Delivery Entry

Ref Number: DDLV 1 Deliv. Date: 16/03/2019

Seller: ☐ Please select Party Contact: _____

Seller Broker: ☐ Please select Contact: _____

Buyer: ☒ Please select Party Contact: _____

Buyer Broker: ☐ Please select Contact: _____

Product	Brand	Bag	Pack	Unit	Weight	Sales Rt	Seller Rt	Buyer Rt	Rate /Type	Qlt /Tons	Per	Amount	Type	Old/New	IPack	SL Brok Rt	Type	SL Brok	By Brok Rt	Type	By Brok	Delete
Select	Select			K					#	C			Gross	Select			%			%		
Total		Total Bags		Total net weight								Total Amount										

[Add Product](#)

Bill No: Bill Number Date: 16/03/2019 Motor No: Motor

Transport: DDD Collection: Collection Freight: Freight

Rate: Rate Advance: Advance Term: NAKA DELIVERY

Discount/ Credit: Credits Discount: Credits(Days):

Add1	Add1	Amount	Less1	Less1	Amount
Add2	Add2	Amount	Less2	Less2	Amount
Add3	Add3	Amount	Less3	Less3	Amount

Bargain Amt(Calc): _____ Bill Amt(Party Bill): _____

Other Terms & condition: MOIS Remarks: _____

[Submit](#) [Submit & Print](#) [Submit & Message](#)

[Submit](#) [Cancel](#)

2018 © Softsauda By SoftSolutions

Step8:-

Payment Entry

After entering delivery details with sender's billing information software will automatically generate payment outstanding of the respective sellers and buyers. Which payment outstanding you can track thru outstanding reports. Naturally now buyer will send payment after some time and to settle that payment into respective accounts, now to do so you have to do one entry into this payment entry module.

While entering payment entry software will display you whole outstanding of the respective parties with their whole bill information.

Payment (Draft) Entry

Ref Number

PAY2

Entry Date

15/03/2019

Buyer

Please select

Seller

Please select

Payment Type

☐ Cash
☐ Bank DD
☐ Bank Chq
☐ RTGS/NEFT

Date

DD/Chq/UTR Number Bank Name

DD/Chq/UTR Number Bank Name

Deposited Ac. No

☐ Option 1
☐ Option 2
☐ Option 3

Deposited

Select Bankk

Courier

MADHUR COURIUR

Recpt No

Total Ammount

Charges

Charges

Remarks

Remarks

Remarks

Remarks

Submit

Submit & Print

Submit & Message

Submit

Cancel

Payment (Draft) Entry

Ref Number

PAY1

Entry Date

15/03/2019

Buyer

Ramesh Chandra ji Agrawal

Seller

Please select

This field is required.

Close

Bill No	Bill Date	Bargain Amount	Current Bal	Rec Amt	Deduction Amt	Balance	Remarks
Suresh ji agrawal							
7	12/03/2019	45000	0	4500	0	-4500	5c87911954f7573a2
				4500	Deducations		

Ref No:

058058

Date:

05/05/05

Buyer

058

Seller

058

Product	Brand	Bag	Pack	Unit	Wght	Sauda Rt	Seller Rt	Buyer Rt	Rate /Type	Qtl /Tons	Per	Amount	Type	Old/New	IPack	SI Brok Rt
0	1	2	3	4	5	6	7	8	9	10	11	12	13	14	15	16
0	1	2	3	4	5	6	7	8	9	10	11	12	13	14	15	16

Bill No : 7

+/-	Expense	%	Amount
+	Discount		
+W	hamali.		
+Q	fright		

Payment Type
☐ Cash
☐ Bank DD
☐ Bank Chq
☐ RTGS/NEFT

Date

DD/Chq/UTR Number Bank Name

DD/Chq/UTR Number Bank Name

Deposited Ac. No

☐ Option 1
☐ Option 2
☐ Option 3

Deposited

Select Bankk

Courier

MADHUR COURIUR

Recpt No

Total Ammount

Charges

Charges

Remarks

Remarks

Remarks

Remarks

Submit

Submit & Print

Submit & Message

Submit

Cancel

Step9:-

Deal Entry

Deal Entry

Deal Number: DE 3

Deal Date: 15/03/2019

Buyer
S

☒ Please select
☒ Select Sub Brokers

Seller
Please select

Remarks:

Product	Brand	Bag	Pack	Unit	Wght	R	Type	/Tons	Per	Amount	Type	Old/New	IPack	SI Bro
Select Pr	Star			KG			W	Qtl	1		Gross	Select...		
Total		Total B.		Total tot.						Total Amou				

Discount/ Credit

Discount:

Remarks:

Add Product

Submit

Cancel

Deal Entry Register

Master List Transactions Utilities Billing Screening Reporting User Rights

DEMO -D- 01/04/2018 - 01/03/2019 123456

Date

Period 15/03/2019 to 16/03/2019

Seller Please select

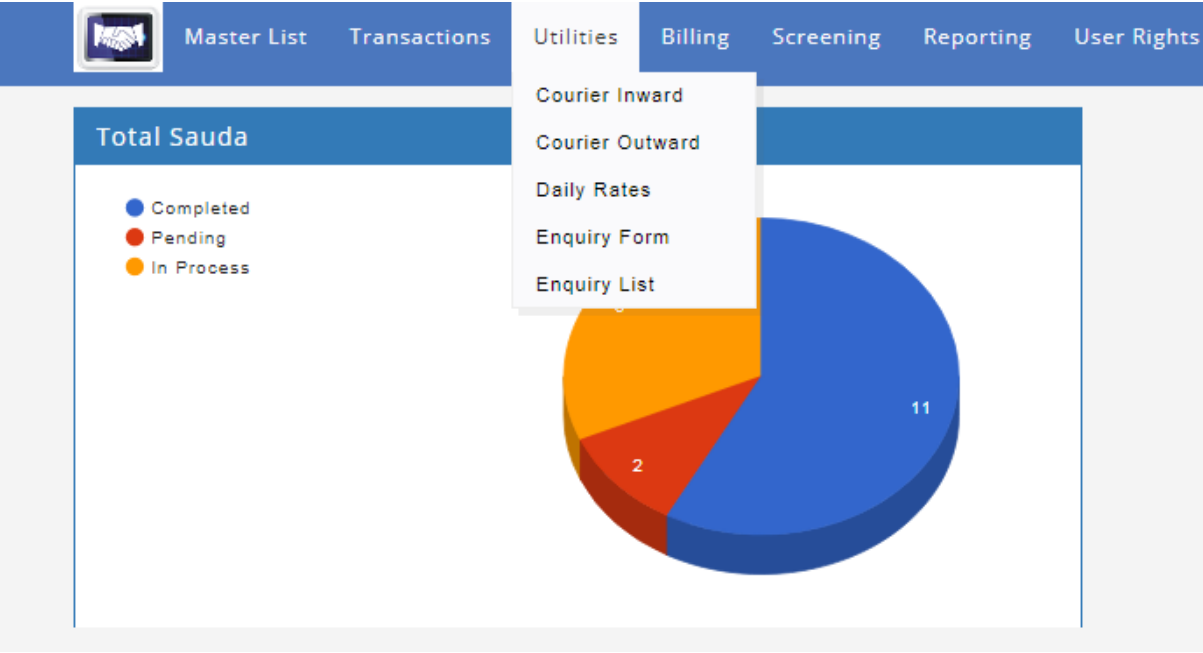
S.Broker Please select

Buyer Please select

B.Broker Please select

Show Result

Reset



Daily Rates

Master List Transactions Utilities Billing Screening Reporting User Rights

DEMO -D- 01/04/2018 - 01/03/2019 123456

Home • Add Daily Rates

Add Daily Rates

Station Name:

Product Name:

Product Specifications:

Minimum Rate:

Maximum Rate:

Condition:


Daily Rate List

Show 10 entries Search:

Sno.	Station Name	Product Name	Product Specification
No data			

Showing 0 to 0 of 0 entries

Enquiry List


Master List Transactions Utilities Billing Screening Reporting User Rights
7 3 3 123456

DEMO -D- 01/04/2018 - 01/03/2019 123456

Home Add Enquiry Form


Add Enquiry Form

Station Name: Station Name
Product Name: Select Name
Product Specifications: Product Specifications
Minimum Rate: Minimum Rate
Maximum Rate: Maximum Rate
Condition: Condition

Enquiry List

Excel PDF Print Show 10 entries Search:

Sno.	Station Name	Product Name	Product Specification
1	Kh	POHA 1 NAYLON	G
2	pune	POHA 1 NAYLON	wg
3	hj	POHA 1 NAYLON	gg
4	rewa	POHA 1 NAYLON	sss
5	rewa	POHA 1 NAYLON	sss
6	rewa	POHA 1 NAYLON	dsd
7	rewa	POHA 1 NAYLON	dsd
8	ml	POHA 1 NAYLON	dd


Master List Transactions Utilities Billing Screening Reporting User Rights
7 3 3 123456

DEMO -D- 01/04/2018 - 01/03/2019 123456

Home Enquiry List

Enquiry List

Excel PDF Print Show 10 entries Search:

Sno.	Station Name	Product Name	Product Specifications	Minimum Rate	Maximum Rate	Condition
3	hj	POHA 1 NAYLON	gg	3	5	j
1	Kh	POHA 1 NAYLON	G	12	120	Dg
8	ml	POHA 1 NAYLON	dd	53	88	Fare
2	pune	POHA 1 NAYLON	wg	12	88	fare
4	rewa	POHA 1 NAYLON	sss	333	44	ff
5	rewa	POHA 1 NAYLON	sss	333	44	ff
6	rewa	POHA 1 NAYLON	dsd	6	9	Hhhh
7	rewa	POHA 1 NAYLON	dsd	6	9	Hhhh

Courier Inward

Courier Inward List

Actions Add Courier

Excel PDF Print Show 10 entries Search:

Sno.	Party Name	Product	Brand	Courier Name	Courier Receipt	Courier Content
No data available in table						

Showing 0 to 0 of 0 entries

Add Courier Inward

Date:
Lot No(Vakal):
Rate:
Courier Content:
Name: Ramesh Chandra ji Agrawal
Product: Select Name
Rate (condition):
Remarks:
Courier: Select None
Brand: Select Brand
Courier Receipt:
Courier Charges:

Courier Outward

Courier Outward List

Excel

PDF

Print

Show

10

entries

Search:

Search Sno.

Search Party Name

Search Product

Search Brand

Search Courier Name

Search Courier Receipt

Search Courier Co

Sno.	Party Name	Product	Brand	Courier Name	Courier Receipt	Courier Conter
No data available in table						

Showing 0 to 0 of 0 entries

Previous

Next

Add Courier Outward

Date

2018-09-13

Name

Ramesh Chandra ji Agrawal

Courier:

Select None

Lot

No(Vakal):

Product:

Select Name

Brand:

Select Brand

Rate:

Rate (condition):

Courier Receipt:

Courier Content:

Remarks:

Courier Charges:

Submit

Cancel

Step 10:-

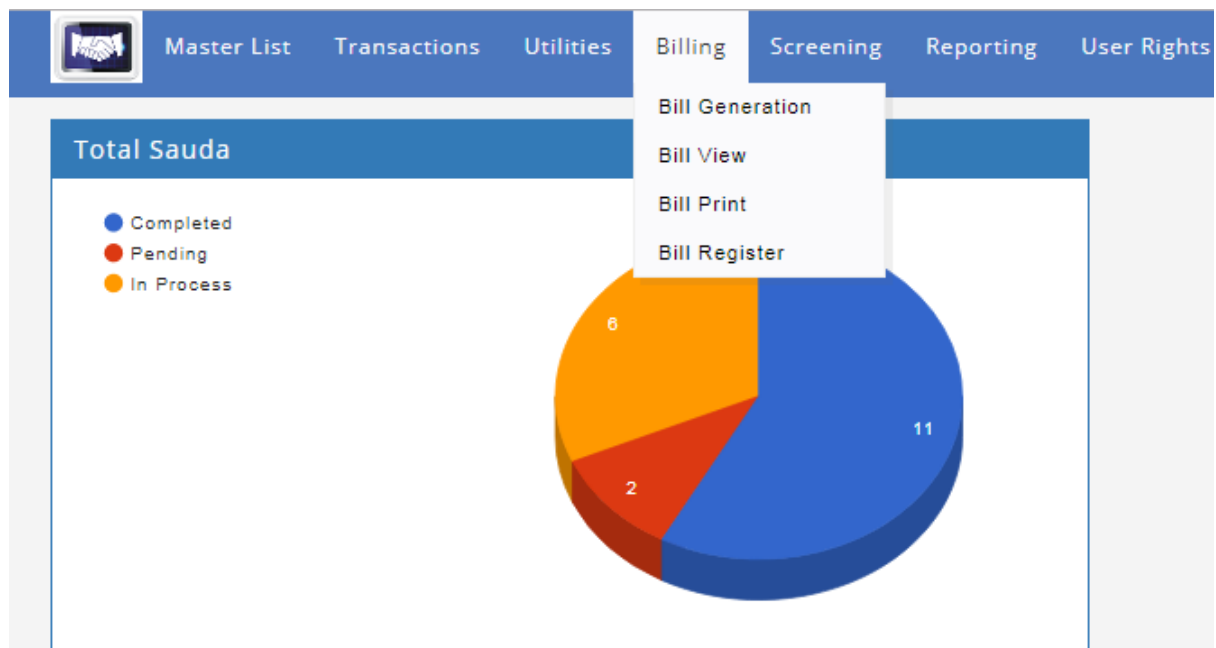
Brokerage Bill Generation

Very important part of the software and canvassing business also is Brokerage Bill. Into the software you don't need to do any entry for bill generation. Bill Generation is a utility thru which you will inform software to generate a bill and for generating that you also need some options by which the process becomes easier.

After coming into this utility, first of all you have to decide on which based you have to generate bill Whether Contract Based, Delivery Based or Local Dalali Based. Some brokers use software on the based of Contract or Delivery it is upto you that how do you decide your brokerage basis. After Selecting that you have to go for Party selection or Product Selection this means first you have to select party of which party or parties you have to generate bill or simultaneously you can select product also this means a brokerage bill can be of a single party or Party + Product.

For eg. A Brokerage bill can be of Abc Traders having sold all products Rice, Maize, Wheat etc. or You can create separate bills for each product Abc Traders + Rice one Bill. Abc Traders + Wheat + Maize another bill.

Special Tip – One of the requirement of canvassing business is to change brokerage rates frequently. That may be before bill generation or after bill generation to satisfy that need we have developed a separate utility for that.



The screenshot shows the 'Bill Generation' form. The top navigation bar is the same as the previous screenshot. The breadcrumb trail is 'Home > Bill Generation'. The form contains the following fields and options:

From Date: 01/04/2018 To Date: 01/03/2019 Bill Date: 15/03/2019 Generated: 1

Based on: ☐ Contract ☒ Delivery ☐ Direct ☐ Local ☐ Deal Entry

Marked: ☐ Marked ☒ Current Company ☐ Skip Sub-Broker ☐ All Party

Based on 2: ☒ All Party ☐ Buyer Wise ☐ Buyer Brok Wise ☐ Seller Wise ☐ Seller Brok Wise ☐ Item Wise

Party List:

Item List:

Buttons: Submit, Cancel

This is your bill register you can print this date wise, station wise, proprietor wise, party type wise.

Master List Transactions Utilities Billing Screening Reporting User Rights 7 3 | 3 123456

DEMO -D- 01/04/2018 - 01/03/2019 123456 Home • Bill Register

Period 15/03/2019 to 16/03/2019

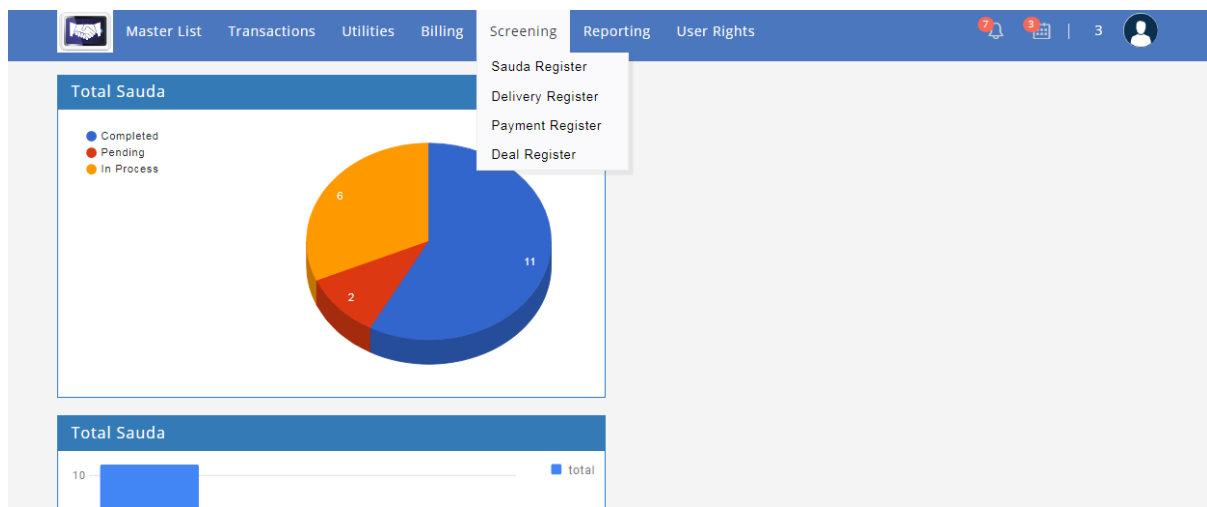
Show Result Reset

Excel PDF Print Show 10 entries Search:

Action	Search Bill No	Search Bill Date	Search Party Name	Search Station	Search Bill Amount
Action	Bill No	Bill Date	Party Name	Station	Bill Amount

No data available in table

Showing 0 to 0 of 0 entries Previous Next




Reporting




Very important part of any software and keen requirement of any user is reporting. We have given a separate utility for reporting name as “Screening”.

Screening – Screening is a common form given for data display and printing. In this form you get a proper display of all the entries done by you. By going into this option first you can select in what option you want say Date Wise, Buyer wise, Seller wise, Seller Broker wise, Buyer Broker wise, Product wise. After selecting type you have to select period, from date and to date and then here comes report which report you want contract register, delivery details, payment outstanding etc.

Below given options are also you can have preview of the report and after pressing ‘P’ you can have print out of that report.

Special Tip – Any report derived from the software can be exported into the other formats also like Excel, Word, PDF etc.


Master List Transactions Utilities Billing Screening Reporting User Rights

 7
 3
 123456

DEMO -D- 01/04/2018 - 01/03/2019 123456
Home • Party List

Date

Period
15/03/2019 to 16/03/2019

Seller

Seller
Please select

S.Broker
Please select

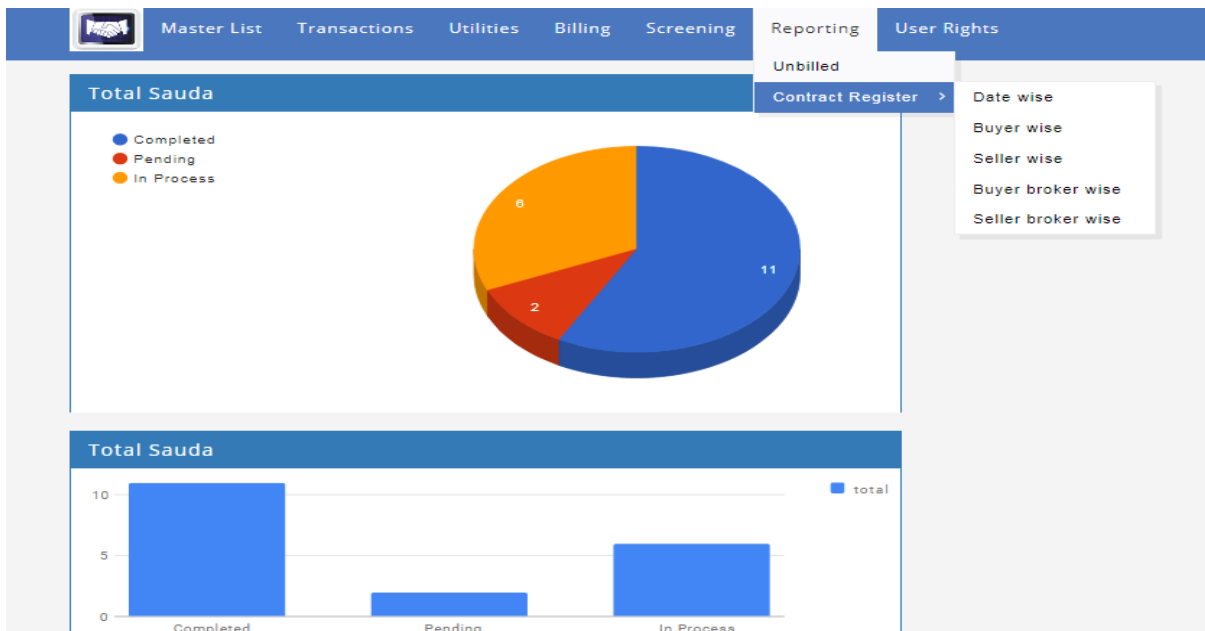
Buyer

Buyer
Please select

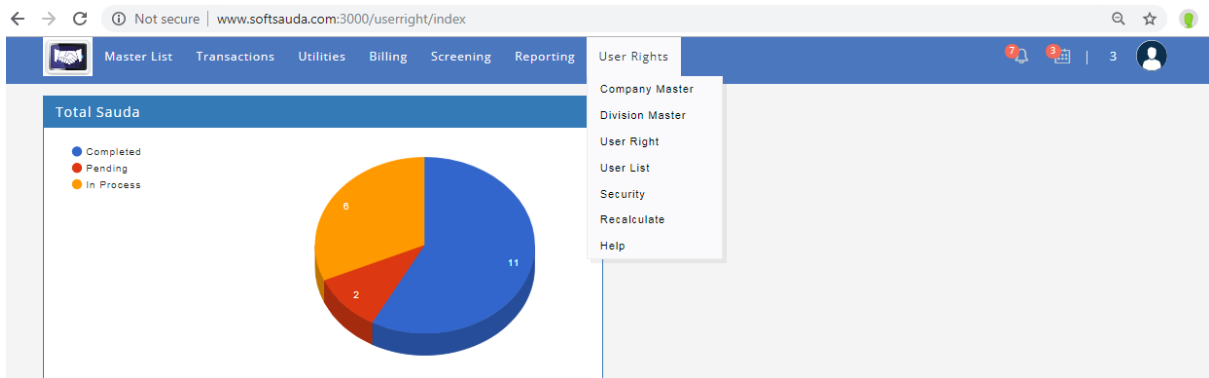
B.Broker
Please select

Show Result
Reset

Other than general report we have also got some other reports also like Contract Form Print, Payment Advice, Delivery Advice, Brokerage details report which will include all information related to brokerage in different formats also.



User Right



Company Master

Master List Transactions Utilities Billing Screening Reporting User Rights 7 3 3 123456

DEMO -D- 01/04/2018 - 01/03/2019 123456 Home • Company Master

Add Company Master

Company Name:

Start Date:

End Date:

Mast Name:

Dealer Miscsno:

Q T K:

Company List

Excel PDF Print Show 10 entries Search:

Sno.	Company Name	Start Date	End Date
1	BROKER JAGDISH BHANUSHALI	01/04/2018	01/03/2019
5	DEMO	01/04/2018	01/03/2019
2	JAGDISH BHANUSHALI (RJN)	01/04/2018	01/03/2019
6	KALPESH BROKERS	01/04/2018	01/03/2019
7	P.Liladhar & Company	01/04/2018	01/03/2019

Division Master

Division Master

Div Name:	<input type="text"/>	Div Code:	<input type="text"/>	Address:	<input type="text"/>
Place:	<input type="text"/>	State:	<input type="text"/>	Pin:	<input type="text"/>
Proprietor:	<input type="text"/>	PAN:	<input type="text"/>	Phone(Office):	<input type="text"/>
Phone(Fax):	<input type="text"/>	Mobile Number:	<input type="text"/>	GSTIN:	<input type="text"/>
Date File:	<input type="button" value="Choose File"/> No file chosen	Prv. Yr data File:	<input type="text"/>	Website:	<input type="text"/>
Email Id:	<input type="text"/>	Interface Language:	<input type="text"/>	SMS Domain:	<input type="text"/>
SMS User:	<input type="text"/>	Password:	<input type="text"/>	SMS Port No:	<input type="text"/>
SMTP Client:	<input type="text"/>	Email User:	<input type="text"/>	Email Pwd:	<input type="text"/>
Email Port:	<input type="text"/>	Jurisdiction:	<input type="text"/>	Top Line Head:	<input type="text"/>
Middle Line:	<input type="text"/>	Bottom(Footer):	<input type="text"/>	Contract Qty:	<input type="text"/>
Weight Calculation:	<input type="text"/>	Character Case:	<input type="text"/>	Fix Term & Condition:	<input type="text"/>

User Right

User Rights

First Name

First Name

Last Name

Last Name

User Name

123456

Password

•

Email

emallid

Phone No:

Phone Number

More Details

More Details

Master

BHANUSHALI

Company Name

☐ BROKER JAGDISH BHANUSHALI

☐ JAGDISH BHANUSHALI (RJN)

☐ Ravi Vashi

☐ VINAYAKA

☐ DEMO

☐ KALPESH BROKERS

☐ P.Liladhar & Company

☐ SD

☐ Sataya Sai Pune

Division Name

☐ K B

☐ VINAYAKA

☐ Demo

☐ Ravi

☐ P.Liladhar & Company

☐ s1

☐ BROKER JAGDISH BHANUSHALI-AURANGABAD

☐ BROKER JAGDISH BHANUSHALI-RAJNANDGAON (C.G)

☐ BROKER JAGDISH BHANUSHALI-WARASEONI (M.P)

☐ BROKER NILESH BHANUSHALI-AURANGABAD

☐ Sataya Sai

Administrator

Select

S No.

Master

Add

View

Edit

Delete

Security

Master List

Transactions

Utilities

Billing

Screening

Reporting

User Rights

7

3

3

123456

DEMO -D- 01/04/2018 - 01/03/2019 123456

Home • Security Rights

Add Group

S.No

SNO

Right Name:

Right Name

Right Description:

Right Description

Submit

Cancel

Expense List

Excel

PDF

Print

Show

10

entries

Search:

Search Sno.

Search Right Name

Search Right Description

Sno.	Right Name	Right Description	Action
11	Bank Master	bank.hbs	Actions
9	Brand Master	brand.hbs	Actions
6	City Master	add_city.hbs	Actions
16	contract	c	Actions
10	Courier Master	courier.hbs	Actions
17	Delivery	d	Actions
5	District Master	add_district.hbs	Actions
3	Expense Master	expense.hbs	Actions
8	Group Master	group.hbs	Actions
14	Narration Master	narration.hbs	Actions

Help Shortcuts

Master List

Transactions

Utilities

Billing

Screening

Reporting

User Rights

7

3

3

123456

Total Sauda

Completed

Pending

In Process

Shortcuts

Submit Form

F6

Party Master

PM

Table

CTRL + t

Search

CTRL + B

ok

11

2

Our Valuable clients:

P.Liladhar & co., Vashi Navi Mumbai	Domestic Canvassing Agent
Lalji Kuwarji Navi Mumbai	Local(APMC) Canvassing Agent
Mamta Trading co., Mulund Mumbai	Import / Export Canvassing Agent
Kalpesh brokers, Mulund Mumbai	
Ravi Traders, Vashi Mumbai	
Shagun Enterprises, Kalyan Mumbai	
Dalal Vijay Kumar Prabhu Das , Anand Gujarat	
Broker Jagdish Bhanushali , Aurangabad	
Ganesh Canvassing Co. , Nanded	
Satya Sai canvassing Agents, Pune	
Dalal Ganesh Narayan, Indore	
Anuj Trade Links, Indore	
Universal Agro Commodities , Indore	
Velkumar & Sons, Ganagavathi, Karnataka	
Sree Veerabhadreshwara Agencies, Bellary, Karnataka	
Subhash Canvassing, Raichur, Karnataka	
Matmari Commercial, Raichur, Karnataka	
Shree Vinayaka Enterprise, Guntakal	

Thank You

Support

Thank you for Purchasing and Installing "Softsauda".

For further support Contact us on: - support@softsolution.org



Office Address:-

**110, Western Business Center,
Indore (Madhya Pradesh)**

0731-4980808

Email : ravi.arora@softsolution.org

Website : www.softsolution.org